


CAREER

GLOWEAVE

REESE


1800WZ V NECK TOP




NAVY




IVORY



BLACK



DENIM



CHARCOAL



SILVER



EMERALD



OCEAN

- > LUXE TWILL FABRIC
- > V NECK
- > ELBOW LENGTH SLEEVE WITH TAB

FABRIC

97% POLYESTER, 3% ELASTANE.

SIZES

WOMENS: 6-30

